


Ford Expedition Fuse Box Diagram 2003

Yeah, reviewing a book **ford expedition fuse box diagram 2003** could go to your near connections listings. This is just one of the solutions for you to be successful. As understood, achievement does not suggest that you have extraordinary points.

Comprehending as without difficulty as contract even more than supplementary will meet the expense of each success. bordering to, the statement as capably as perception of this ford expedition fuse box diagram 2003 can be taken as with ease as picked to act.

Ford Expedition (1997-2002) Fuse Box Diagrams

Fuse box location and diagrams: Ford Expedition (2007-2014)*Fuse box location and diagrams: Ford Expedition (1999-2002)*



Fuse box location and diagrams: Ford Expedition (1997-1998)  **ONLINE BOOK 2000 Ford Expedition Fuse Box Diagram 2007-2017 Ford Expedition Fuse Box Location**

Ford Expedition (2003-2006) Fuse Box Diagrams *Fuse box location and diagrams: Ford Expedition (2003-2006) Ford Expedition (2009-2014) Fuse Box Diagrams Ford Expedition (2007-2008) Fuse Box Diagrams Fuse box location and diagrams: Ford Expedition (2018-2019..)*

♣ PDF Download 2000 Ford Expedition Fuse Box Diagram Ford Expedition Review | 1997-2002 | 1st Gen 2016 FORD F-150 2.7 ECOBOOST HORN ISSUE!!!

1998-2002 Ford Expedition won't come out of PARK - Here's the problem! I have the Solution!~~04 and up ford expedition 5.4l fuel pump problems 2003-2006 Ford Expedition Crank No Start Diagnosis~~

OBD-II.... Non connecting data Port Issue. *FIXED* This might help you! Lincoln navigator 04 electrical problems

Fuse link replacement for Ford Expedition 2003 5.497 *Ford Expedition Window Fuse 2003 Ford Expedition radio, DVD, window problems Ford EXPEDITION AND F150 FROM 2003 TO 2011 FUSE BOX Ford Expedition Fuse Hunting...2 sets of fuse Blocks...One Hidden. 2003 Ford Expedition Fuse Box Location and Diagram*  PDF Download 2001 Ford Expedition Fuse Panel Diagram * PDF Download 2001 Ford Expedition Eddie Bauer Fuse Box Diagram  EPUB BOOK - 1999 Ford Expedition Xlt Fuse Box Diagram * EBOOK INFO 2001 Ford Expedition Eddie Bauer Fuse Box Diagram ♣ ONLINE PDF 2001 Ford Expedition Eddie Bauer Fuse Box Diagram *Ford Expedition Fuse Box Diagram*

Ford Expedition (1997 - 2002) - fuse box diagram. Year of production: 1997, 1998, 1999, 2000, 2001, 2002. Passenger compartment. The fuse panel is located below and to the left of the steering wheel by the brake pedal. Ford Expedition - fuse box diagram - passenger compartment №

Read Online Ford Expedition Fuse Box Diagram 2003

Ford Expedition (1997 - 2002) - fuse box diagram - Auto Genius

For the Ford Expedition First generation, 1997, 1998, 1999, 2000, 2001, 2002 model year. Passenger compartment fuse panel. fuse box locaton. The fuse panel is located ...

Fuses and relays box diagram Ford Expedition

Ford Expedition (2003 - 2006) - fuse box diagram. Year of production: 2003, 2004, 2005, 2006. Power distribution box/passenger compartment. The fuse panel is located under the right-hand side of the instrument panel. Ford Expedition - fuse box diagram - passenger compartment/power distribution box №

Ford Expedition (2003 - 2006) - fuse box diagram - Auto Genius

Ford Expedition (UN93; 1997-2002) fuses and relays. In this article, we consider the first-generation Ford Expedition (UN93), produced from 1997 to 2002. Here you will find fuse box diagrams of Ford Expedition 1997, 1998, 1999, 2000, 2001 and 2002, get information about the location of the fuse panels inside the car, and learn about the assignment of each fuse (fuse layout) and relay.

Fuse Box Diagram Ford Expedition (UN93; 1997-2002)

Ford Expedition (2003-2006) Fuse Diagram Fuse box diagram (fuse layout), location and assignment of fuses and relays Ford Expedition (2003, 2004, 2005, 2006, 2006). Checking and Replacing Fuses Fuses and circuit breakers protect your vehicle's electrical system from overloading.

Ford Expedition (2003-2006) Fuse Diagram • FuseCheck.com

Ford Expedition (U222; 2003-2006) fuses and relays. Advertisements. In this article, we consider the second-generation Ford Expedition (U222), produced from 2003 to 2006. Here you will find fuse box diagrams of Ford Expedition 2003, 2004, 2005 and 2006, get information about the location of the fuse panels inside the car, and learn about the assignment of each fuse (fuse layout) and relay.

Fuse Box Diagram Ford Expedition (U222; 2003-2006)

See more on our website: <https://fuse-box.info/ford/ford-expedition-u324-2015-2017-fuses-and-relay> Fuse box diagram (location and assignment of electrical fu...

Fuse box location and diagrams: Ford Expedition (2015-2017 ...

Year of production Ford Expedition III (U324): 2007-2008 2009-2014 2015- Passenger compartment fuse panelThe fuse panel is located under the right-hand side of the instrument panel. To remove the trim panel for access to the fuse box, pull the panel toward you and swing it out away from

Read Online Ford Expedition Fuse Box Diagram 2003

2007-2008 Ford Expedition Fuse Box Diagram » Fuse Diagram

Central junction box Ford Expedition 2. The fuse panel Ford Expedition 2 is located under the right-hand side of the instrument panel. To remove the trim panel for access to the fuse box, pull the panel toward you and swing it out away from the side and remove it. To reinstall it, line up the tabs with the grooves on the panel, then push it shut. To remove the fuse box cover, place a finger behind the PULL tab and your thumb above the PULL tab as shown in the illustration, then pull the ...

Fuses and relays box diagram Ford Expedition 2

1998 ford expedition fuse box diagram - thanks for visiting my site, this post will certainly review regarding 1998 ford expedition fuse box diagram. We have accumulated many images, ideally this image works for you, and also help you in discovering the solution you are searching for. Description : Where Is The Ac

1998 Ford Expedition Fuse Box Diagram | Fuse Box And ...

Automotive Wiring Diagrams throughout 1999 Ford Expedition Fuse Box Layout, image size 700 X 541 px, and to view image details please click the image. Description : Fuse Diagram For 1999 Expedition 5.4 inside 1999 Ford Expedition Fuse Box Layout, image size 960 X 583 px, and to view image details please click the image.

1999 Ford Expedition Fuse Box Layout | Fuse Box And Wiring ...

More about Ford Expedition fuses, see our website: <https://fusecheck.com/ford/ford-expedition-2003-2006-fuse-diagram>
Fuse Box Diagram Ford Expedition (U222; ...

Ford Expedition (2003-2006) Fuse Box Diagrams - YouTube

1997 Ford Expedition XLT Fuse Box Map. Fuse Panel Layout Diagram Parts: PCM power relay, engine fuse module, junction box fuse, heated grid relay, trailer electronic brake console, flip window relay, main light switch, auxiliary A/C relay, 4wheel anti lock brake system, air suspension solid state compressor relay, trailer tow battery charge relay, shift on the fly relay, transfer case shift relay, park lamp relay, headlamp relay, multifunction switch, daytime running lamp module, fog lamp ...

1997 Ford Expedition XLT Fuse Box Diagram - Circuit Wiring ...

Detailed fuse box diagram for 1996, 1997, 1998, 1999, 2000, 2001, and 2002 Ford Expedition. Ford Expedition Passenger Compartment Fuse Panel The fuse panel is located below and to the left of the steering wheel by the brake pedal. Remove the panel cover to access the fuses. To remove a fuse use the fuse puller tool provided on the fuse panel-cover.

Ford Expedition Fuse Box Diagram - Automotive Solutions

Read Online Ford Expedition Fuse Box Diagram 2003

RELAY MAP-Stop Lamp Relay-Daytime Running Lamps (DRL) Headlamp Relay-Daytime Running Lamps (DRL) Park Brake Relay-Daytime Running Lamps (DRL) Ignition Relay-A/C Clutch Relay Ford Expedition 2003 Auxiliary Relay Fuse Panel/Board - Fuse Symbol Map Related diagrams: Ford Expedition 2003 Central Junction Fuse Box/Block Circuit Breaker Diagram Ford Expedition 2000 Fuse Box/Block Circuit Breaker ...

Ford Expedition 2003 Auxiliary Relay Fuse Box/Block ...

Fuse box diagram (location and assignment of electrical fuses and relays) for Ford Expedition (UN93; 1997, 1998, 1999, 2000, 2001, 2002).

Under-hood fuse box diagram: Ford Expedition (2000, 2001 ...

SOURCE: do you have a fuse box diagram for a 1997 ford expedition. No, I don't but if you go to www.fleet.ford.com you can get a picture of it. Click on Maintenance first, then Owner's Manuals. Fill in your vehicle in the boxes and submit. A PDF file will come up of your owner's manual.

Show diagram of a 1997 ford expedition fuse box - Fixya

Where Is The Fuse Box On The 2008 Ford Expedition Solved; Need Fuse Box Diagram For 2003 Ford Taurus V6; Fuses And Relays Box Diagram Ford Expedition 2

Copyright code : 94979da71e69db130ca2cd5b35057968